

SUZN QUILTS... Dresden Home Day 3



Build the House

Cutting

Cream house fabric

Cut 1 rec. 4 1/2" x 11 1/2".

Cut 2 recs. 1 1/2" x 5".

Cut 2 recs. 1 3/4" x 4 1/2".

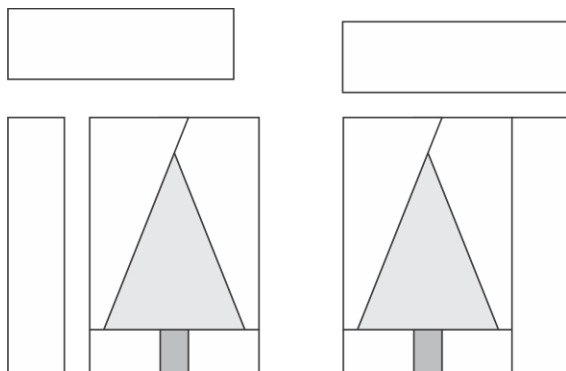
Brown fabric

Cut 3 binding strips 2 1/2" x width of fabric.

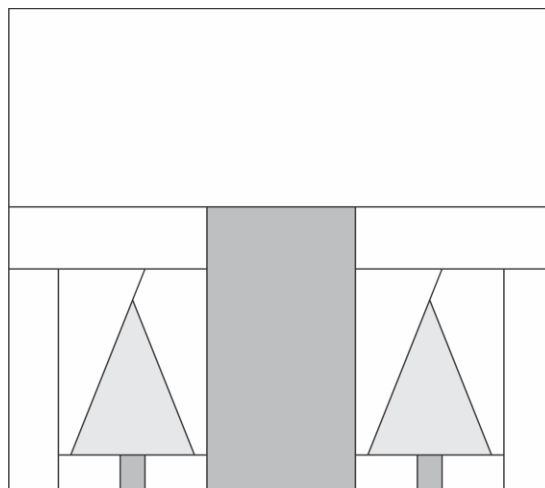
Cut 1 rec. 3 1/2" x 6 1/4".

Assemble The House

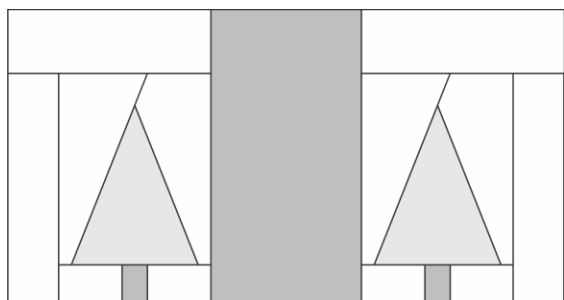
Sew a 1 1/2" x 5" rec. to left side of 1 Tiny Tree & sew the other 1 1/2" x 5" rec. to right side of other tree, then sew a 1 3/4" x 4 1/2" rec. above each Tiny Tree.



Sew the cream 4 1/2" x 11 1/2" rec. above the tree/door unit.



Sew the 3 1/2" x 6 1/4" brown door rec. between the 2 Tiny Tree blocks.



This unit should measure 10 1/4" x 11 1/2".

SUZN QUILTS...

copyright 2023© Susan R. Marth

Please do not share.

No part of this pattern may be copied for any reason.

Visit SuznQuilts.blog