

SUZAN QUILTS... Another 12 Days of Christmas Day 6



Make 3 Big House Blocks

Cutting

For each house:

Background fabric

Cut 2 rectangles 1 1/4" x 7 1/4" (6 total).
Cut 2 squares 2 3/4". (6 total).

House fabric

(note direction if fabric is directional)
Cut 2 vertical rectangles 1 1/2" x 3 1/4" (6 total).
Cut 1 horizontal rectangle 1 1/2" x 3 1/2" (3 total).
Cut 1 horizontal rectangle 2" x 3 1/2" (3 total).
Cut 3 vertical rectangles 1" x 2" (9 total).

Roof fabric

Cut 1 rectangle 2 3/4" x 5" (3 total).

Window fabric

Cut 2 rectangles 1 1/4" x 2" (6 total).

Door fabric

Cut 1 rectangle 1 1/2" x 3 1/4" (3 total).

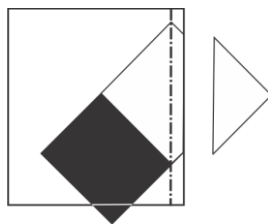
Make The Big House Blocks

"Lazy Susan's" Flying Geese

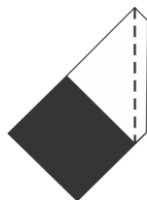
Roof: Layer a bkgd. 2 3/4" sq. on corner of 2 3/4" x 5" roof rec.



Lay a ruler over the unit with **1/4" line of ruler, aligned over the corners of the square as shown.** Trim away the excess outside the 1/4" seam allowance.



Stitch scant 1/4" from that edge.



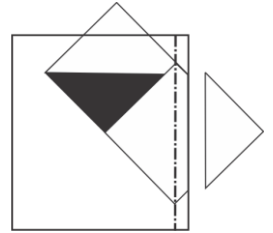
Press the seam flat as sewn, then toward the triangle.



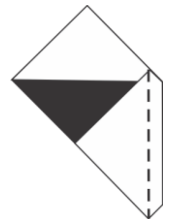
Layer another bkgd. 2 3/4" sq. on other corner of roof rec.



Lay a ruler over the unit with **1/4" line of ruler, aligned over the corners of the square as shown.** Trim away the excess outside the 1/4" seam allowance .



Stitch scant 1/4" from that edge.



Press the seam flat as sewn, then toward the triangle.




Sew 2 window 1 1/4" x 2" rec's. between 3 house 1" x 2" rec's.



Press seams as sewn then toward window rec's.

Sew a house 1 1/2" x 3 1/2" rec. above window unit. Press seam as sewn, then toward top rec.




Sew the door 1 1/2" x 3 1/4" rec. between 2 house 1 1/2" x 3 1/4" rec's.

Press seams as sewn, then toward the door rec.

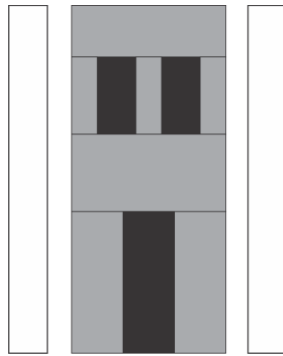


Sew a house 2" x 3 1/2" rec. on top of door unit. Press seam as sewn, then toward top of house.



Sew window unit above door unit.
Press seam as sewn then toward bottom of house.

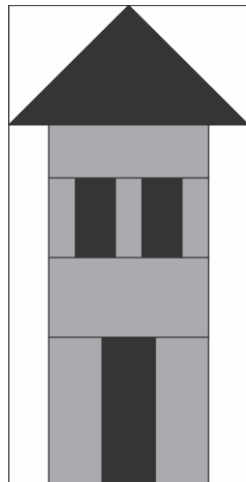
Sew 2 bkgd. $1\frac{1}{4}$ " x $7\frac{1}{4}$ "
rec's. to sides of house.
Press seams as sewn, then toward bkgd. rec's.



Sew roof onto house.
Press seam as sewn, then toward roof.

Block should measure
 5 " x $9\frac{1}{2}$ ".

Make 3.



SUZQ QUILTS...

copyright 2020© Susan R. Marth

Please do not share.

No part of this pattern may be copied for any reason.

Visit SuznQuilts.wordpress.com